





SHIFT+	
Turn KNOB	Current value shown in display
Turn KNOB	Larger changes of Values when editing
PROJECT	Project Settings Screen
CLEAR	Turn FILTER, MOD, FX knob
QUANTIZE	Quantize Settings Screen
REC	Sampler
MOTION ON	Clear Motion data from selected Clip
MOTION REC	First/Last Step
SCENE 1	See SCENE Panels Below
SCENE 2	See SCENE Panels Below
SCENE 3	See SCENE Panels Below
SCENE 4	See SCENE Panels Below
MEASURE < or >	MEASURE/CHAIN
START/STOP	Restart pattern if playing
SEL 1-8	Track Settings
STEP 1-16 (TT)	EDIT STEP
STEP 1-16 (DT)	EDIT STEP
STEP 1-16 (LT)	EDIT STEP
PAD 1-16 (TT)	EDIT STEP
PAD 1-16 (DT)	DRUM Kit Settings
REVERB	Reverb Settings
DELAY	Delay Settings
MULTI	MFX Settings Screen
SOUND (TT)	TONE Edit Screen
SOUND (DT)	KIT Edit Screen
CLIP	CLIP Mode Settings
KNOB ASSIGN	SYSTEM Settings
FUNC	Write Project to SD Card
TEMPO	MASTER CLOCK Settings
INPUT	INPUT/OUTPUT/REC Settings
ENTER	Press 3 times to set Tempo
MUTE	MUTE Step and Pad Operations
CLIP	CLIP MODE Settings
NOTE	NOTE MODE Settings
CHORD	CHORD MODE Settings
SCATTER	SCATTER EDIT Screen

SCENE TYPE 1	
SCENE 1-4	Select Scene 1-4
SHIFT+ SCENE 1-4	Select Scene 5-8
STEP 1-16	Select Bank 1-16

SCENE TYPE 2	
SCENE 1-4	Select Bank 1-4
SHIFT+ SCENE 1-4	Select Bank 5-8
STEP 1-16	Select Scene 1-16

PROJECT/TONE/SAMPLE Naming	
 C1	TURN Move Character Position L/R
 C2	TURN Switch Upper/Lower PUSH Insert Space
 C3	TURN Scroll Characters PUSH Delete Character
 C4	TURN Scroll Characters PUSH Select Character

OTHER SHORTCUTS		
CLEAR	STEP 1-16	Clear STEP
CLEAR (DT)	PAD 1-16	Clear phrase for PAD
REC (TT)	STEP 1-16	Enters STEP mode, press PADS to enter note at Step and advance Step by one
MOTION (ON)	FILTER/MOD/FX Knob	Turn KNOB to Delete Motion
MOTION (REC)	FILTER/MOD/FX Knob	Turn KNOB to Record Motion
SEL 1-8	MEASURE [>]	Randomize Sequencer Playback for selected Track
SEL 1-8	MEASURE [<]	Reverse Sequencer Playback for selected Track
SEL 1-8	STEP 1-16	Loop at selected STEP
SEL 1-8	C1	Adjust Track Level
SEL 1-8	C2	Adjust Track Pan
SEL 1-8	C3	Adjust Track Delay Level
SEL 1-8	C4	Adjust Track Reverb Level
FUNC	MEASURE [>]	Duplicates Measure
FUNC	MEASURE [<]	Halves Measure
FUNC	MUTE	Invert current Mutes
FUNC	TEMPO	Toggle Metronome ON/OFF
MUTE	SEL 1-8	Mute Selected Track ON/OFF
CLIP	SEL 1-8	Mute CLIP on selected track
CLIP	STEP 1-16	Select Clip row specified by STEP button
NOTE	[^][v]	Adjust PAD Gain
RVB/DLY/MLT	FX PRM/DEPTH KNOBS	Change parameter affected by PRM/DEPTH Knobs

MUTE MODE Shortcuts		
MUTE	PAD 1-16	Set PAD mode to CUE
SHIFT	STEP 1-16	Select SCENE Bank 1-16

NOTE MODE Shortcuts		
SHIFT	NOTE	Enters NOTE MODE setting, then toggles ARP ON/OFF
REC	STEP 1-16	Enters STEP mode, press PADS to enter note at STEP and advance Step by one
STEP 1-16	FILTER/MOD/FX Knob	Set Knob Value per Step
PAD 1-16 (DT)	STEP 1-16	Enter weak drum beats at STEP
FUNC (DT)	STEP 1-16	Input a Tie
FUNC	[^]	Copy Note (in Note Edit Screen)
FUNC	[v]	Paste Copied Note (In Note Edit Screen)
MUTE (DT)	STEP 1-16	Mute Drum Part specified by STEP
NOTE (DT)	STEP 1-16	Enter SubStep at STEP

CHORD MODE Shortcuts		
SHIFT	CHORD	Enter CHORD EDIT, then toggles ARP ON/OFF
PAD 1-16 (DT)	STEP 1-6	Note Repeat at interval specified by STEP 1. 1/4 2. 1/4T 3. 1/8 4. 1/8T 5. 1/16 6. 1/16T

SCATTER MODE Shortcuts		
CLEAR	PAD 1-16	Initialize PAD Scatter settings
CLEAR	STEP 1-16	Initialize STEP Scatter Settings
CLEAR	C1-C4	Initialize values for individual parameter settings

DEFAULT MIDI CHANNELS	
TRACK 1	1
TRACK 2	2
TRACK 3	3
TRACK 4	4
TRACK 5	5
TRACK 6	6
TRACK 7	7
TRACK 8	8
CONTROL	16

MIDI CCs	
1	MODULATION
5	PORTAMENTO TIME
7	VOLUME
10	PAN POT
11	EXPRESSION
64	HOLD 1
65	PORTAMENTO
66	SOSTENUTO
67	SOFT
68	LEGATO FOOT SWITCH
71	RESONANCE
72	RELEASE TIME
73	ATTACK TIME
74	CUTOFF
75	DECAY TIME
76	VIBRATO RATE
77	VIBRATO DEPTH
78	VIBRATO DELAY
80	FILTER KNOB*
81	MOD KNOB*
82	FX KNOB*
83	SOUND KNOB 1*
84	PORTAMENTO CONTROL
91	REVERB SEND LEVEL
92	CHORUS SEND LEVEL

* Assignable per TRACK

CONTROL CHANNEL	
PROGRAM CHANGE	0-127
SCENE	1-128
NOTE NUMBER	60-75
SCATTER PAD	1-16

TRACK CHANNEL	
PROGRAM CHANGE	0-15
Select CLIP	1-16

TT = TONE Track
DT = DRUM Track
LT = Looper Track